

Maintenance Instructions


All my instruments are made of special instrument wood, various precious woods such as Mopane, African Blackwood, Rosewood, African Leadwood, Black Chacate, or European woods such as Plum, Boxwood, Cherry or Walnut.

As timber is a natural raw material it needs appropriate care and attention. The whistles are treated with almond oil, which you should use occasionally, spreading it both inside and out. For cleaning the wind tunnel I recommend the careful use of a micro brush - this works best after playing when the wind tunnel is wet (**please pay attention to the edge!**)



The tuning joints and the ferrules are made of brass (silver- or gold plated upon request). The joints are fitted with a slide bush made of food safe plastic. This connection is maintenance free, but should **not be left assembled, when not in use!** If the parts cease to slide with ease, simply wipe them with a dry cloth. Please do not use oil, otherwise the connections will move too easily. But if you feel the joints are still moving too tightly, you can use a light film of slide grease. If the brass develops an oxidation layer, use a commercially available metal cleaner. For silver- or gold plated parts, please use the appropriate cleaner.

The Instrument is pitched to A=444 Hz, which allows you to play along almost anywhere. By simply pulling the tuning joint apart by approximately 2 - 3 mm the A can be changed to the mostly common 440 Hz.

Feel free to contact me if you have any questions.



Fingering Chart - D



PA-Music

PA-Studio
Instrument Maker
Musician

Peter Aschenbrenner
Prinzbachstraße 11
A-3033 Altlengbach
Austria

Tel.: +43(0)2774/2677
Mobile: +43(0)664/2049311
contact@pa-music.com
www.pa-music.com

Supplies included with my instruments:

Almond oil, micro brush (dental brush, for cleaning the wind tunnel), rod with loop (for oiling the inner bore, with the help of a small cloth), cleaning rod (to remove moisture after playing)

